

Bayonet PT100 Temperature Sensors

These Bayonet sensors can be used in plastics machinery and general purpose applications, these assemblies are supplied with a 200mm spring which an industry standard & adjustable bayonet cap fitting is screwed onto. The fitting can be fine tuned for positioning on site and is suitable where several applications in your plant require individual positioning of the sensor.. These probes can be used as stand-alone sensors, or they can be configured with a variety of termination connectors, and combined with controllers, indicators, or precision thermometers to create complete measurement systems.

Accessories



Enclosures



Fittings



Specification

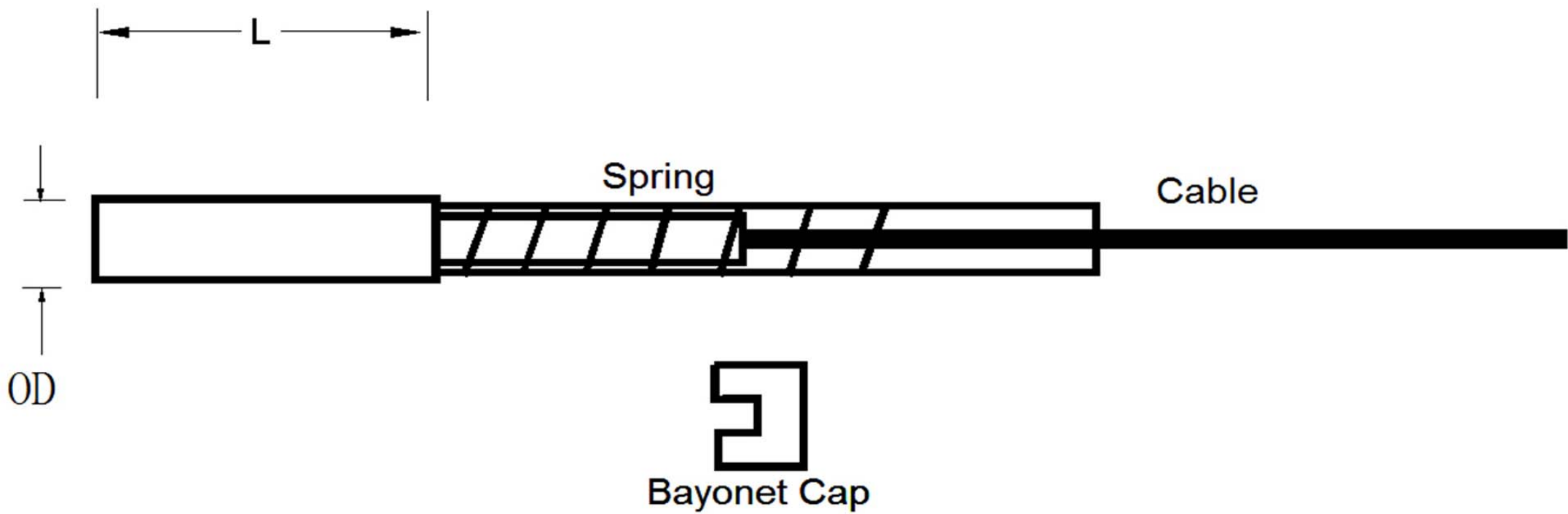
Material Body : Stainless steel AISI 316L (1.4404)
Sensing Elements: PT100 Platinum Elements per IEC751 ($\alpha = 0.00385 \Omega/\Omega/^{\circ}\text{C}$)
Accuracy : $\pm 0.15^{\circ}\text{C}$
Operating Temperature: from -50 to $+ 250^{\circ}\text{C}$
Output: Pt100
Cable Type: Selection – PFA
Protection: IP65
Termination: Tails



4/20mA Transmitters



Controllers



| | | | |
|--------------|--|------------------|--------------------|
| Model | Product Discription | | |
| RTM13BAY | RTD PT100 with Bayonet Cap | | |
| Code | Maximum Operating Temperature °C | | |
| 250C | 250°C | | |
| 350C | 350°C | | |
| Code | Sensor Wiring | | |
| 3W | 3 Wire | | |
| 4W | 4 Wire | | |
| Code | Sensor Configuration & Class | | |
| SA | Single Element Class A ($\pm 0.15^{\circ}\text{C}$ @ 0°C) | | |
| DA | Dual Element Class A ($\pm 0.15^{\circ}\text{C}$ @ 0°C) | | |
| Code | Sensor Sheath Diameter | | |
| 4.8 | 4.8mm Diameter Stainless Steel 1.4404 (316L) | | |
| 6 | 6mm Diameter Stainless Steel 1.4404 (316L) | | |
| 8 | 8mm Diameter Stainless Steel 1.4404 (316L) | | |
| Code | Sensor Sheath Length | | |
| XXX | Sensor Sheath Length in mm | | |
| Code | Bayonet Cap Type | | |
| 1S | 1Slot | | |
| 2S | 2Slot | | |
| Cap ID | 11, 12, 13, 14, 15 mm | | |
| Code | Cable Length in Meters | | |
| XXX | Specify in Meters | | |
| Code | Cable Type | | |
| PTFE | PTFE Cable (Suitable for temperatures up to 250°C) | | |
| FGSSOB | Fibre Glass Stainless Steel Over Braid (Suitable for temperatures up to 350°C) | | |
| Code | Optional Termination Enclosure | IP Rating | Cable Entry |
| SCH4 | ABS Plastic Enclosure | IP65 | M20 Gland |
| ABSL | ABS Plastic Enclosure | IP65 | M20 Gland |
| SSBOX | Special Polished Box 100 x 100 x 50 | IP65 | M20 Gland |
| 7501 | Exd Aluminium Screw Cap Style | IP68 | M20 Gland |

Sensor Configuration/Assembly

Termination Heads

Type: 5333A



2-wire programmable transmitter
5333A

- RTD or Ohm input
- High measurement accuracy
- 3-wire connection
- Programmable sensor error value
- For DIN form B sensor head mounting

Type: 5333D



2-wire programmable transmitter
5333D

- RTD or Ohm input
- High measurement accuracy
- 3-wire connection
- Programmable sensor error value
- For DIN form B sensor head mounting

Type: 5331A3B



2-wire programmable transmitter
5331A

- RTD, TC, Ohm, or mV input
- Extremely high measurement accuracy
- 1.5 kVAC galvanic isolation
- Programmable sensor error value
- For DIN form B sensor head mounting

Type: 5331D



2-wire programmable transmitter
5331D

- RTD, TC, Ohm, or mV input
- Extremely high measurement accuracy
- 1.5 kVAC galvanic isolation
- Programmable sensor error value
- For DIN form B sensor head mounting

Type: 5337D



2-wire transmitter with HART protocol
5337D

- RTD, TC, Ohm, and bipolar mV input
- 2 analog inputs and 5 device variables with status available
- HART protocol revision selectable from HART 5 or HART 7
- Hardware assessed for use in SIL applications
- ~~00000000~~

Type: 7501




Field mounted HART temperature transmitter
7501

- RTD, TC, Ohm, and bipolar mV input and analog output
- High definition local operator interface (LOI) with 3 optical buttons
- Selectable red or white backlight
- Ex d explosion proof / flame proof
- HART 7 functionality with HART 5 compatibility

Full Transmitter Specification Can Be Viewed Via Transmitter Datasheet


Termination Heads



PVC

-10C to 105C

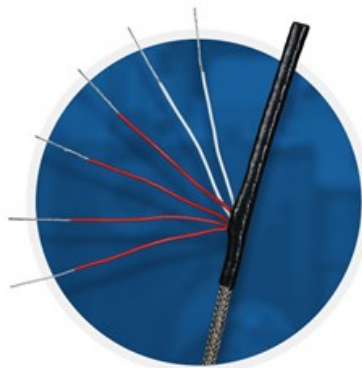
Good general purpose insulation for medium temperature environments. Waterproof and very flexible.



PTFE

-260C to +260C

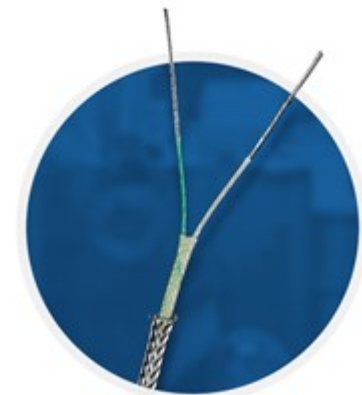
Resistant to oils, acids, other adverse agents and fluids. Good mechanical strength and flexibility.



Silicone Rubber

-50 to +200

Offers excellent dielectric strength and flexibility. Operation over a wide temperature range and ease of silastic bonding are other outstanding characteristics of silicone rubber cable.



Glass fibre

(Varnished)

-60C to 350C

Good temperature range but will not prevent ingress of fluids. Fairly flexible but does not provide good mechanical protection.



Stainless Steel Flexible Conduit

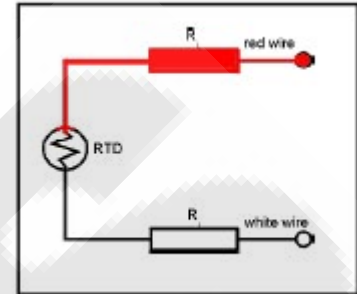
withstands high temperatures

- Durable crush-proof construction
- Corrosion and rust resistant

Wiring Configuration.

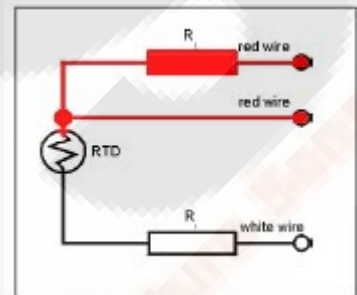
Two Wire

When accuracy is not critical, a two-wire RTD is the least expensive; offering. Using lead wires to place any distance between a two wire RTD and a receiving device will further compromise its accuracy. The potential for poor accuracy from a two-wire RTD stems from its inability to compensate for lead length, resistance that changes the ohm value of the original signal. A two-wire RTD should be used only in applications where the receiving device connects directly to the sensor



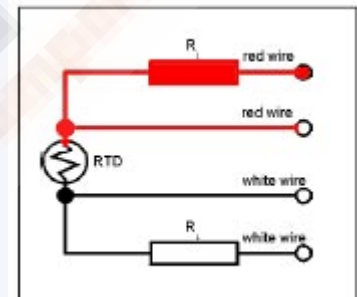
Three Wire RTD

Three-wire RTD's compensate for resistance resulting from length differences by adding a third lead to the RTD. To accomplish this requires that the wires match exactly. Any difference in resistance between the lead wires will cause an imbalance, which will compromise the accuracy of the RTD. Lead length variance, work hardening or corrosion, and manufacturing irregularities are errors to avoid. Quality manufacturing is critical to insure balance of all three leads.



Four Wire RTD

Errors caused by resistance imbalance between leads are cancelled out in a four-wire RTD circuit. Four-wire RTD's are used where superior accuracy is critical or if the sensor is installed far from the receiving device. In a four-wire RTD one pair of wires carries the current through the RTD the other pair senses the voltage across the RTD. 2- and three-wire RTD's require heavier lead wire because thicker wire, by creating less resistance to the measured signal, reduces measurement distortion. Therefore lighter gauge wire, less expensive, may be used in four-wire RTD applications. RTD's are limited to temperatures of 1200 ° F and because of the construction of the sensing element, RTD's do not do well in high-vibration and severe mechanical shock environments. When selecting a temperature sensor for an application you should consult your temperature sensor manufacturer for recommendations.



Accuracy, Stability, and Repeatability.

| Tolerance/Accuracy is calculated as: | |
|--|--|
| Class B | change in $t = \pm (0.3 + 0.005 t)$ |
| Class A | change in $t = \pm (0.15 + 0.002 t)$ |
| 1/3 Class B | change in $t = \pm 1/3 \times (0.3 + 0.005 t)$ |
| 1/5 Class B | change in $t = \pm 1/5 \times (0.3 + 0.005 t)$ |
| 1/10 Class B | change in $t = \pm 1/10 \times (0.3 + 0.005 t)$ |
| $ t $ = absolute temperature in °C. Where elements have a resistance of $n \times 100$ Ohms then the basic values and tolerances also have to be multiplied by n | |

These three terms are often confused, but it is important to understand the difference.

- Accuracy. IEC standard 751 sets two tolerance classes for the accuracy of RTDs: Class A and Class B:

Class A: $\Delta t = \pm(0.15 + 0.002 \cdot |t|)$

Class B: $\Delta t = \pm(0.30 + 0.005 \cdot |t|)$

where:

$|t|$ = absolute value of temperature in °C

Class A applies to temperatures from -200°C to 650°C , and only for RTDs with three- or four-wire configurations. Class B covers the entire range from -200°C to 850°C .

- Stability.** This is the sensor's ability to maintain a consistent output when a constant input is applied. Physical or chemical changes can cause calibration drift. The material that the platinum is adhered to, whether wound on a mandrel or on a substrate, can expand and contract, straining the wire. Drift rates conservatively specified by manufacturers are typically $0.05^{\circ}\text{C}/\text{yr}$.
- Repeatability.** Repeatability is the sensor's ability to give the same output or reading under repeated identical conditions.

Absolute accuracy is not necessary in most applications. The focus should be on the stability and repeatability of the sensor. If an RTD in a 100.00°C bath consistently reads 100.06°C , the electronics can easily compensate for this error. The stability of RTDs is exceptional, with most experiencing drift rates of 0.05°C over a five-year period.

Response Time.

Response time varies according to the application. It is the sensor's ability to react to a change in temperature, and depends on the sensor's thermal mass and proximity to the material being tested. For instance, an RTD sensor in a thermowell will react more slowly than the same sensor immersed directly into a process. RTD specifications will list the sensor's time constant, which is the time it takes for an RTD to respond to a step change in temperature and come to 63% of its final equilibrium value. Response times are calculated in water flowing at 0.2 m/s and in air flowing at 1 m/s. This gives a useful comparison of RTD sensor configurations.

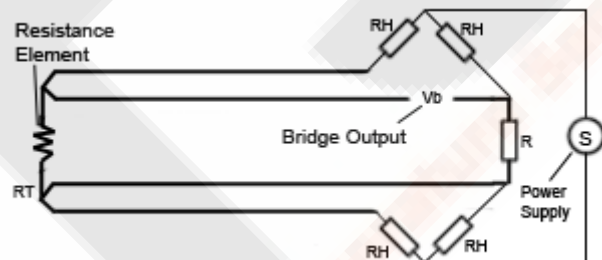


Figure 3. Lead wires have resistance that is a function of the material used, wire size, and lead length. This resistance can add to the measured RTD resistance, and improper wire compensation can result in significant errors. The common configurations of RTDs are two (A), three (B), or four wires (C).

RTD accuracy – Class A, Class B, 1/3 DIN, 1/10 DIN

| ACTUAL | RTD ACCURACY +/- °C PT100 Ω ALPHA 0.003850 to DIN 43760 IEC751 DIN EN 60 751 | | | |
|---------|--|---------|------------------|-------------------|
| | B GRADE | A GRADE | BAND 3 (1/3 DIN) | BAND 5 (1/10 DIN) |
| -200 °C | 1.30 °C | 0.55 °C | 0.39 °C | 0.38 °C |
| -150 °C | 1.05 °C | 0.45 °C | 0.23 °C | 0.21 °C |
| -100 °C | 0.80 °C | 0.35 °C | 0.15 °C | 0.12 °C |
| -90 °C | 0.75 °C | 0.33 °C | 0.14 °C | 0.10 °C |
| -80 °C | 0.70 °C | 0.31 °C | 0.13 °C | 0.09 °C |
| -70 °C | 0.65 °C | 0.29 °C | 0.12 °C | 0.08 °C |
| -60 °C | 0.60 °C | 0.27 °C | 0.11 °C | 0.07 °C |
| -50 °C | 0.55 °C | 0.25 °C | 0.10 °C | 0.06 °C |
| -40 °C | 0.50 °C | 0.23 °C | 0.10 °C | 0.06 °C |
| -30 °C | 0.45 °C | 0.21 °C | 0.09 °C | 0.05 °C |
| -20 °C | 0.40 °C | 0.19 °C | 0.09 °C | 0.04 °C |
| -10 °C | 0.37 °C | 0.17 °C | 0.08 °C | 0.03 °C |
| 0 °C | 0.30 °C | 0.15 °C | 0.08 °C | 0.03 °C |
| 10 °C | 0.35 °C | 0.17 °C | 0.09 °C | 0.04 °C |
| 20 °C | 0.40 °C | 0.19 °C | 0.10 °C | 0.04 °C |
| 30 °C | 0.45 °C | 0.21 °C | 0.11 °C | 0.05 °C |
| 40 °C | 0.50 °C | 0.23 °C | 0.12 °C | 0.06 °C |
| 50 °C | 0.55 °C | 0.25 °C | 0.13 °C | 0.07 °C |
| 60 °C | 0.60 °C | 0.27 °C | 0.14 °C | 0.08 °C |
| 70 °C | 0.65 °C | 0.29 °C | 0.16 °C | 0.09 °C |
| 80 °C | 0.70 °C | 0.31 °C | 0.17 °C | 0.10 °C |
| 90 °C | 0.75 °C | 0.33 °C | 0.18 °C | 0.11 °C |
| 100 °C | 0.80 °C | 0.35 °C | 0.19 °C | 0.12 °C |
| 110 °C | 0.85 °C | 0.37 °C | 0.20 °C | 0.13 °C |
| 120 °C | 0.90 °C | 0.39 °C | 0.21 °C | 0.14 °C |
| 130 °C | 0.95 °C | 0.41 °C | 0.22 °C | 0.15 °C |
| 140 °C | 1.00 °C | 0.43 °C | 0.24 °C | 0.15 °C |
| 150 °C | 1.05 °C | 0.45 °C | 0.25 °C | 0.16 °C |
| 160 °C | 1.10 °C | 0.47 °C | 0.26 °C | 0.17 °C |
| 170 °C | 1.15 °C | 0.49 °C | 0.27 °C | 0.18 °C |
| 180 °C | 1.20 °C | 0.51 °C | 0.29 °C | 0.19 °C |
| 190 °C | 1.25 °C | 0.53 °C | 0.30 °C | 0.21 °C |
| 200 °C | 1.30 °C | 0.55 °C | 0.31 °C | 0.22 °C |

Saved as 1393

PT100 TEMPERATURE / RESISTANCE TABLE

| °C | 0 | 1 | 2 | 3 | 4 | 5 | 6 | 7 | 8 | 9 | °C |
|------|----------|----------|----------|----------|----------|----------|----------|----------|----------|----------|------|
| -200 | 18.4932 | | | | | | | | | | -200 |
| -190 | 22.8031 | 22.3737 | 21.9439 | 21.5139 | 21.0834 | 20.6526 | 20.2215 | 19.7899 | 19.3580 | 18.9258 | -190 |
| -180 | 27.0779 | 26.6520 | 26.2257 | 25.7990 | 25.3720 | 24.9447 | 24.5171 | 24.0891 | 23.6608 | 23.2321 | -180 |
| -170 | 31.3200 | 30.8972 | 30.4741 | 30.0507 | 29.6270 | 29.2029 | 28.7786 | 28.3539 | 27.9289 | 27.5036 | -170 |
| -160 | 35.5313 | 35.1115 | 34.6914 | 34.2710 | 33.8503 | 33.4294 | 33.0081 | 32.5865 | 32.1646 | 31.7425 | -160 |
| -150 | 39.7137 | 39.2967 | 38.8794 | 38.4619 | 38.0440 | 37.6260 | 37.2076 | 36.7889 | 36.3700 | 35.9508 | -150 |
| -140 | 43.8691 | 43.4547 | 43.0401 | 42.6252 | 42.2101 | 41.7946 | 41.3790 | 40.9631 | 40.5469 | 40.1304 | -140 |
| -130 | 47.9993 | 47.5873 | 47.1752 | 46.7628 | 46.3501 | 45.9372 | 45.5241 | 45.1107 | 44.6971 | 44.2832 | -130 |
| -120 | 52.1058 | 51.6962 | 51.2863 | 50.8762 | 50.4659 | 50.0554 | 49.6446 | 49.2336 | 48.8224 | 48.4109 | -120 |
| -110 | 56.1903 | 55.7828 | 55.3751 | 54.9672 | 54.5591 | 54.1507 | 53.7422 | 53.3334 | 52.9244 | 52.5152 | -110 |
| -100 | 60.2541 | 59.8486 | 59.4429 | 59.0371 | 58.6310 | 58.2247 | 57.8182 | 57.4115 | 57.0047 | 56.5976 | -100 |
| -90 | 64.2987 | 63.8950 | 63.4912 | 63.0873 | 62.6831 | 62.2787 | 61.8742 | 61.4695 | 61.0645 | 60.6594 | -90 |
| -80 | 68.3251 | 67.9233 | 67.5212 | 67.1190 | 66.7166 | 66.3141 | 65.9114 | 65.5084 | 65.1054 | 64.7021 | -80 |
| -70 | 72.3346 | 71.9344 | 71.5340 | 71.1335 | 70.7328 | 70.3319 | 69.9309 | 69.5297 | 69.1284 | 68.7268 | -70 |
| -60 | 76.3282 | 75.9296 | 75.5307 | 75.1318 | 74.7326 | 74.3334 | 73.9339 | 73.5343 | 73.1346 | 72.7347 | -60 |
| -50 | 80.3068 | 79.9096 | 79.5123 | 79.1148 | 78.7171 | 78.3194 | 77.9214 | 77.5234 | 77.1251 | 76.7268 | -50 |
| -40 | 84.2713 | 83.8754 | 83.4795 | 83.0834 | 82.6871 | 82.2908 | 81.8943 | 81.4976 | 81.1008 | 80.7039 | -40 |
| -30 | 88.2222 | 87.8277 | 87.4331 | 87.0383 | 86.6434 | 86.2484 | 85.8532 | 85.4579 | 85.0625 | 84.6669 | -30 |
| -20 | 92.1603 | 91.7671 | 91.3737 | 90.9802 | 90.5866 | 90.1929 | 89.7990 | 89.4050 | 89.0109 | 88.6166 | -20 |
| -10 | 96.0861 | 95.6941 | 95.3019 | 94.9097 | 94.5173 | 94.1247 | 93.7321 | 93.3394 | 92.9465 | 92.5535 | -10 |
| 0 | 100.0000 | 99.6091 | 99.2182 | 98.8271 | 98.4359 | 98.0445 | 97.6531 | 97.2615 | 96.8698 | 96.4780 | 0 |
| 0 | 100.0000 | 100.3907 | 100.7814 | 101.1719 | 101.5623 | 101.9526 | 102.3427 | 102.7328 | 103.1227 | 103.5125 | 0 |
| 10 | 103.9022 | 104.2918 | 104.6813 | 105.0706 | 105.4599 | 105.8490 | 106.2380 | 106.6269 | 107.0156 | 107.4043 | 10 |
| 20 | 107.7928 | 108.1813 | 108.5696 | 108.9578 | 109.3458 | 109.7338 | 110.1216 | 110.5094 | 110.8970 | 111.2845 | 20 |
| 30 | 111.6718 | 112.0591 | 112.4463 | 112.8333 | 113.2202 | 113.6070 | 113.9937 | 114.3802 | 114.7667 | 115.1530 | 30 |
| 40 | 115.5392 | 115.9254 | 116.3113 | 116.6972 | 117.0830 | 117.4686 | 117.8541 | 118.2395 | 118.6248 | 119.0100 | 40 |
| 50 | 119.3951 | 119.7800 | 120.1648 | 120.5495 | 120.9341 | 121.3186 | 121.7030 | 122.0872 | 122.4713 | 122.8554 | 50 |
| 60 | 123.2392 | 123.6230 | 124.0067 | 124.3902 | 124.7737 | 125.1570 | 125.5402 | 125.9233 | 126.3063 | 126.6891 | 60 |
| 70 | 127.0718 | 127.4545 | 127.8370 | 128.2194 | 128.6016 | 128.9838 | 129.3658 | 129.7478 | 130.1296 | 130.5113 | 70 |
| 80 | 130.8928 | 131.2743 | 131.6556 | 132.0369 | 132.4180 | 132.7990 | 133.1799 | 133.5606 | 133.9413 | 134.3218 | 80 |
| 90 | 134.7022 | 135.0825 | 135.4627 | 135.8428 | 136.2227 | 136.6026 | 136.9823 | 137.3619 | 137.7414 | 138.1207 | 90 |
| 100 | 138.5000 | 138.8791 | 139.2582 | 139.6371 | 140.0159 | 140.3945 | 140.7731 | 141.1515 | 141.5299 | 141.9081 | 100 |
| 110 | 142.2862 | 142.6642 | 143.0420 | 143.4198 | 143.7974 | 144.1749 | 144.5523 | 144.9296 | 145.3068 | 145.6838 | 110 |
| 120 | 146.0608 | 146.4376 | 146.8143 | 147.1909 | 147.5673 | 147.9437 | 148.3199 | 148.6960 | 149.0721 | 149.4479 | 120 |
| 130 | 149.8237 | 150.1994 | 150.5749 | 150.9504 | 151.3257 | 151.7009 | 152.0759 | 152.4509 | 152.8257 | 153.2005 | 130 |
| 140 | 153.5751 | 153.9496 | 154.3240 | 154.6982 | 155.0724 | 155.4464 | 155.8203 | 156.1941 | 156.5678 | 156.9414 | 140 |
| 150 | 157.3149 | 157.6882 | 158.0614 | 158.4345 | 158.8075 | 159.1804 | 159.5531 | 159.9258 | 160.2983 | 160.6707 | 150 |
| 160 | 161.0430 | 161.4152 | 161.7872 | 162.1592 | 162.5310 | 162.9027 | 163.2743 | 163.6458 | 164.0172 | 164.3884 | 160 |
| 170 | 164.7596 | 165.1306 | 165.5015 | 165.8723 | 166.2429 | 166.6135 | 166.9839 | 167.3542 | 167.7245 | 168.0945 | 170 |
| 180 | 168.4645 | 168.8344 | 169.2041 | 169.5737 | 169.9432 | 170.3126 | 170.6819 | 171.0511 | 171.4201 | 171.7890 | 180 |
| 190 | 172.1579 | 172.5266 | 172.8951 | 173.2636 | 173.6319 | 174.0002 | 174.3683 | 174.7363 | 175.1042 | 175.4719 | 190 |
| 200 | 175.8396 | 176.2071 | 176.5746 | 176.9419 | 177.3090 | 177.6761 | 178.0431 | 178.4099 | 178.7766 | 179.1432 | 200 |
| 210 | 179.5097 | 179.8761 | 180.2424 | 180.6085 | 180.9745 | 181.3405 | 181.7063 | 182.0719 | 182.4375 | 182.8029 | 210 |
| 220 | 183.1683 | 183.5335 | 183.8986 | 184.2636 | 184.6284 | 184.9932 | 185.3578 | 185.7223 | 186.0867 | 186.4510 | 220 |
| 230 | 186.8152 | 187.1793 | 187.5432 | 187.9070 | 188.2707 | 188.6343 | 188.9978 | 189.3611 | 189.7244 | 190.0875 | 230 |
| 240 | 190.4505 | 190.8134 | 191.1762 | 191.5389 | 191.9014 | 192.2638 | 192.6262 | 192.9884 | 193.3504 | 193.7124 | 240 |
| 250 | 194.0743 | 194.4360 | 194.7976 | 195.1591 | 195.5205 | 195.8818 | 196.2429 | 196.6040 | 196.9649 | 197.3257 | 250 |
| 260 | 197.6864 | 198.0469 | 198.4074 | 198.7677 | 199.1280 | 199.4881 | 199.8481 | 200.2079 | 200.5677 | 200.9274 | 260 |
| 270 | 201.2869 | 201.6463 | 202.0056 | 202.3648 | 202.7238 | 203.0828 | 203.4416 | 203.8003 | 204.1589 | 204.5174 | 270 |
| 280 | 204.8758 | 205.2340 | 205.5922 | 205.9502 | 206.3081 | 206.6659 | 207.0236 | 207.3811 | 207.7386 | 208.0959 | 280 |
| 290 | 208.4531 | 208.8102 | 209.1672 | 209.5240 | 209.8808 | 210.2374 | 210.5939 | 210.9503 | 211.3066 | 211.6628 | 290 |
| 300 | 212.0188 | 212.3747 | 212.7305 | 213.0862 | 213.4418 | 213.7973 | 214.1527 | 214.5079 | 214.8630 | 215.2180 | 300 |
| 310 | 215.5729 | 215.9277 | 216.2823 | 216.6369 | 216.9913 | 217.3456 | 217.6998 | 218.0539 | 218.4078 | 218.7617 | 310 |
| 320 | 219.1154 | 219.4690 | 219.8225 | 220.1759 | 220.5291 | 220.8823 | 221.2353 | 221.5882 | 221.9410 | 222.2937 | 320 |
| 330 | 222.6463 | 222.9987 | 223.3511 | 223.7033 | 224.0554 | 224.4074 | 224.7592 | 225.1110 | 225.4626 | 225.8142 | 330 |
| 340 | 226.1656 | 226.5169 | 226.8680 | 227.2191 | 227.5700 | 227.9209 | 228.2716 | 228.6222 | 228.9726 | 229.3230 | 340 |
| 350 | 229.6733 | 230.0234 | 230.3734 | 230.7233 | 231.0731 | 231.4227 | 231.7723 | 232.1217 | 232.4710 | 232.8202 | 350 |

